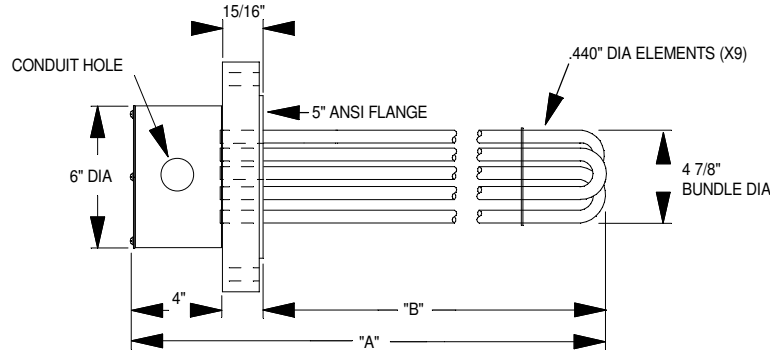
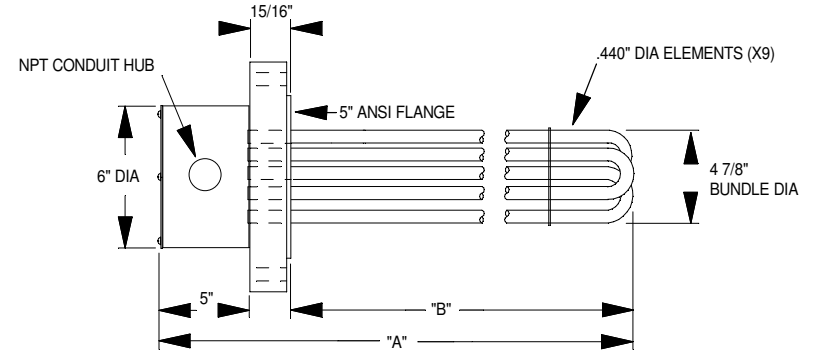


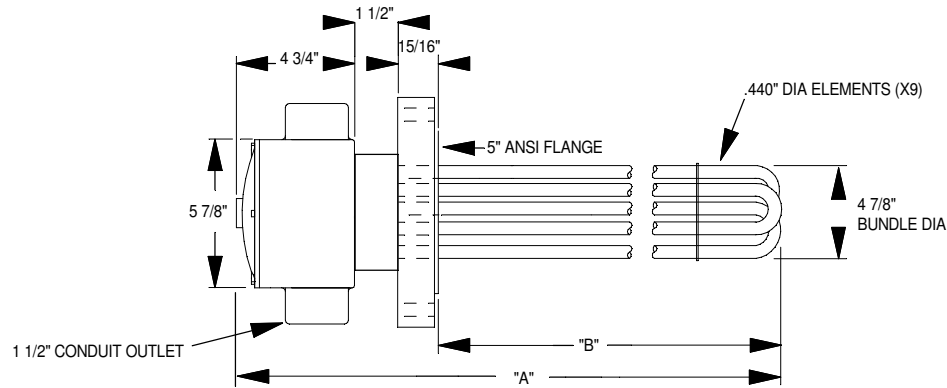
"A" = OVERALL LENGTH
 "B" = IMMERSION LENGTH



GENERAL PURPOSE
 AND MOISTURE RESISTANT



GENERAL PURPOSE
 AND MOISTURE RESISTANT
 WITH THERMOSTAT



EXPLOSION RESISTANT
 WITH AND WITHOUT A
 THERMOSTAT

DIMENSIONS ARE IN INCHES (MM)
 TOLERANCES ARE AS FOLLOWS, UNLESS NOTED
 1/XX, + 1/8" (3mm) 1/XX, + 1/16" (1mm)
 .0X, + .01" (.25mm) .00X, + .005" (.1mm)
 ANGLES ± 1°

NOTES:

REVISION DATE	REV. NUMBER	DESCRIPTION OF REVISION	REV'D BY	APP'D BY

Glo-Quartz® Incorporated
 Industrial Electric Heaters & Controls since 1952
 1550 South Euclid Avenue
 Tucson, Arizona 85713

This document is the property of Glo-Quartz Incorporated
 It is provided for customer use only, and is not to be
 disclosed to other sources for any reason without express
 written approval from Glo-Quartz. Possession does NOT
 constitute approval.

TITLE: **F5 SERIES
 9 ELEMENTS**

CUSTOMER:		
DESIGN BY:	DESIGN DATE:	
DRAWN BY:	DRAWN DATE:	
CHECKED BY:	CHECK DATE:	
RELEASED FOR:	SCALE:	SHEET No.:
DRAWING NUMBER:	REV.:	