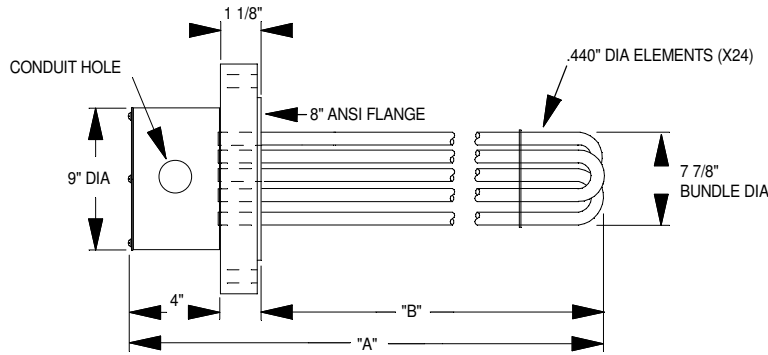
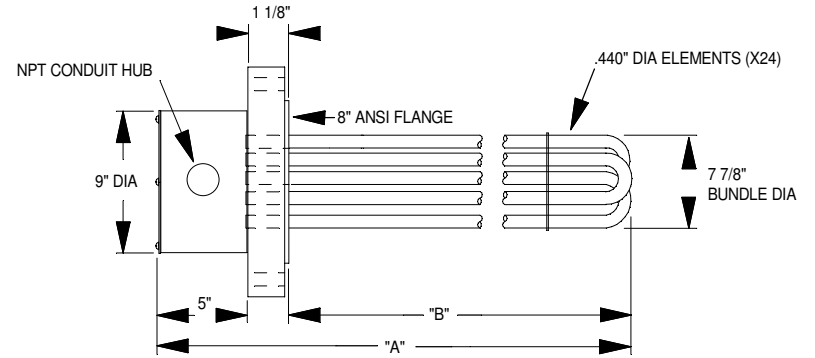


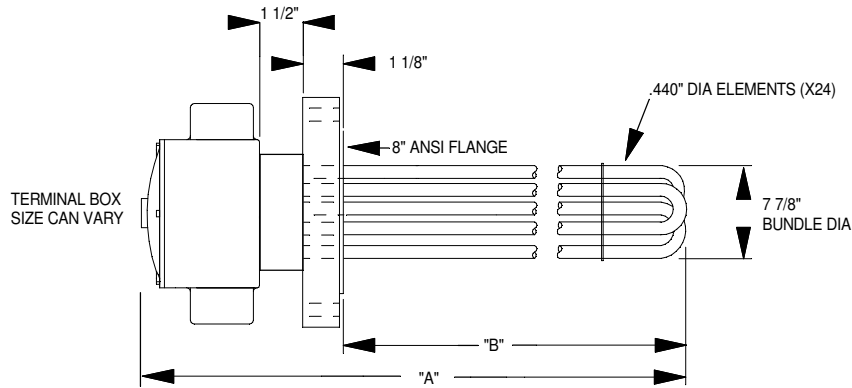
"A" = OVERALL LENGTH  
 "B" = IMMERSION LENGTH



GENERAL PURPOSE  
 AND MOISTURE RESISTANT



GENERAL PURPOSE  
 AND MOISTURE RESISTANT  
 WITH THERMOSTAT



EXPLOSION RESISTANT  
 WITH AND WITHOUT A  
 THERMOSTAT

DIMENSIONS ARE IN INCHES (MM)  
 TOLERANCES ARE AS FOLLOWS, UNLESS NOTED  
 1/XX, + 1/8" (.2mm) 1/XX, + 1/16" (.1mm)  
 .0X, + .01" (.25mm) .00X, + .005" (.1mm)  
 ANGLES ± 1°

NOTES:

REVISION DATE	REV. NUMBER	DESCRIPTION OF REVISION	REV'D BY	APP'D BY

Glo-Quartz® Incorporated

Industrial Electric Heaters & Controls since 1952

1550 South Euclid Avenue  
 Tucson, Arizona 85713

This document is the property of Glo-Quartz Incorporated  
 It is provided for customer use only, and is not to be  
 disclosed to other sources for any reason without express  
 written approval from Glo-Quartz. Possession does NOT  
 constitute approval.

TITLE: **F8 SERIES  
 24 ELEMENTS**

CUSTOMER:		
DESIGN BY:	DESIGN DATE:	
DRAWN BY:	DRAWN DATE:	
CHECKED BY:	CHECK DATE:	
RELEASED FOR:	SCALE:	SHEET No.:
DRAWING NUMBER:	REV.:	