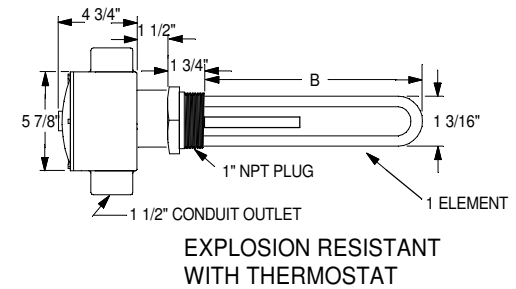
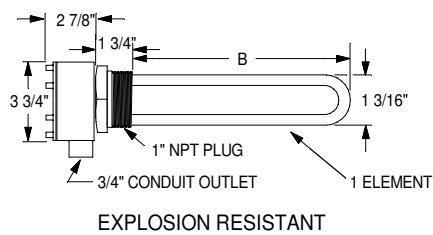
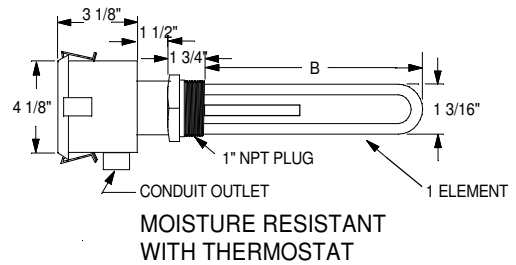
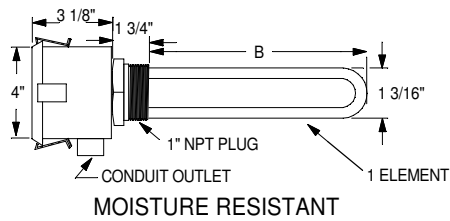
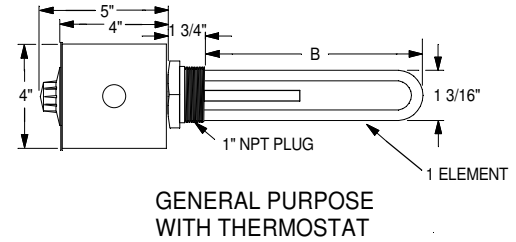
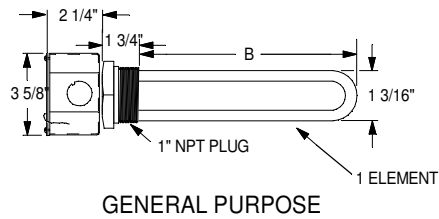


"B" = IMMERSION LENGTH



DIMENSIONS ARE IN INCHES (MM)  
 TOLERANCES ARE AS FOLLOWS, UNLESS NOTED  
 1/XX, ± 1/8" (2mm) 1/XX, ± 1/16" (1mm)  
 .0X, ± .01" (.25mm) .00X, ± .005" (.1mm)  
 ANGLES ± 1°

NOTES:

REVISION DATE	REV. NUMBER	DESCRIPTION OF REVISION	REV'D BY	APP'D BY

Glo-Quartz® Incorporated  
 Industrial Electric Heaters & Controls since 1952  
 1550 South Euclid Avenue  
 Tucson, Arizona 85713

This document is the property of Glo-Quartz Incorporated  
 It is provided for customer use only, and is not to be  
 disclosed to other sources for any reason without express  
 written approval from Glo-Quartz. Possession does NOT  
 constitute approval.

TITLE: S SERIES  
 1 ELEMENT

CUSTOMER:	
DESIGN BY:	DESIGN DATE:
DRAWN BY:	DRAWN DATE:
CHECKED BY:	CHECK DATE:
RELEASED FOR:	SCALE:
DRAWING NUMBER:	SHEET No.:
	REV.: